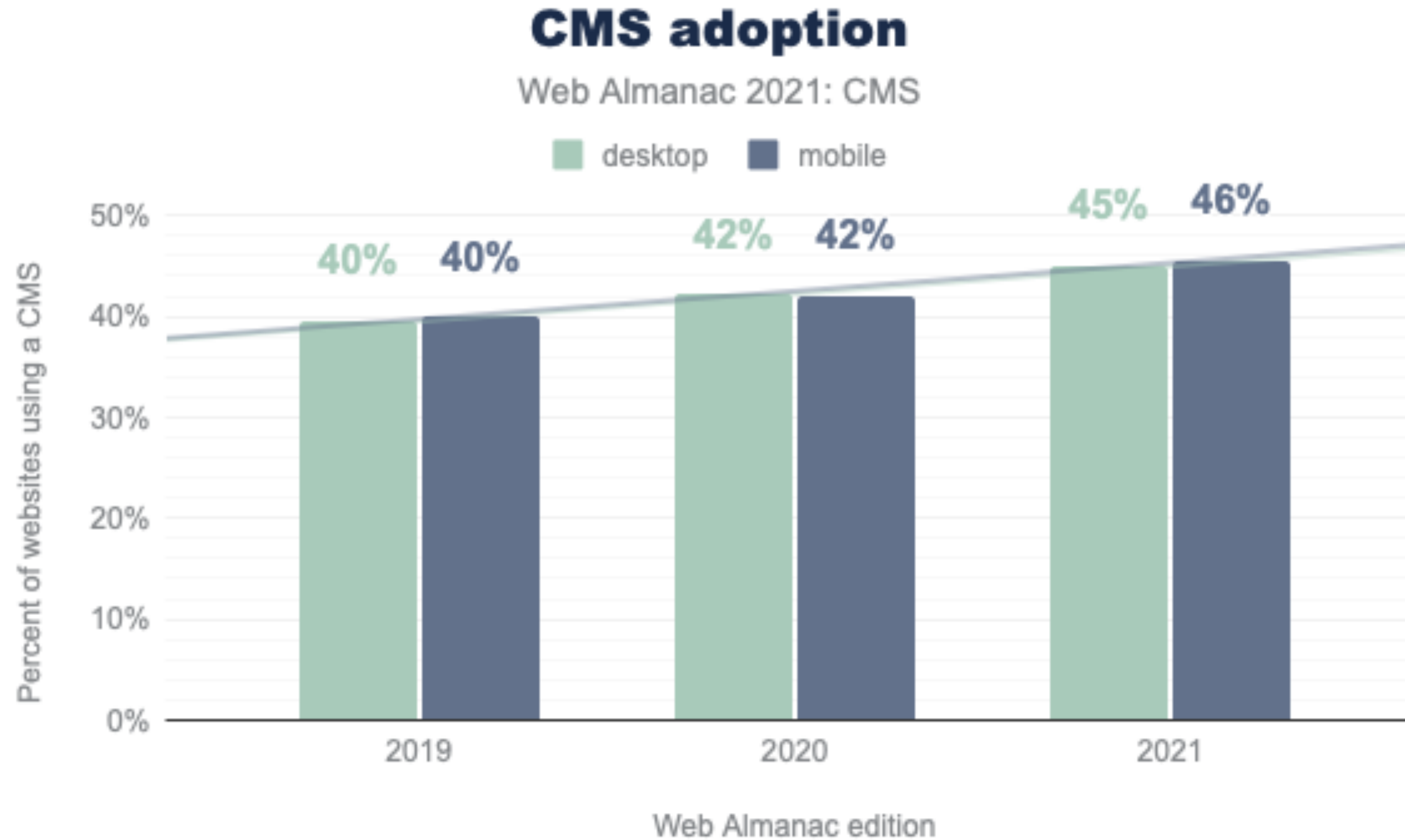


RETHINKING TEMPLATES

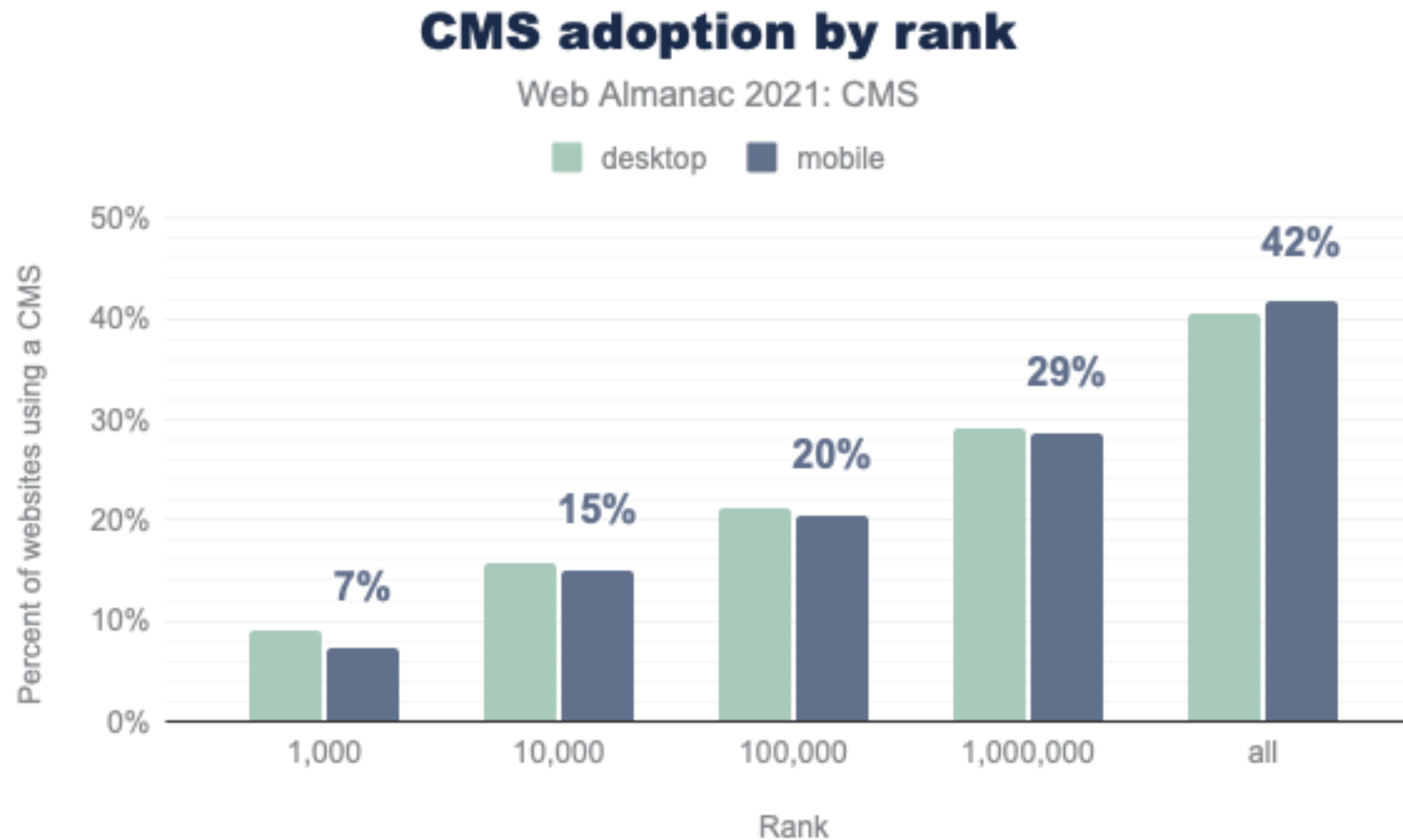
THE CMS MARKET IS GROWING



Show description of Figure 16.1

Figure 16.1. CMS adoption year-over-year.

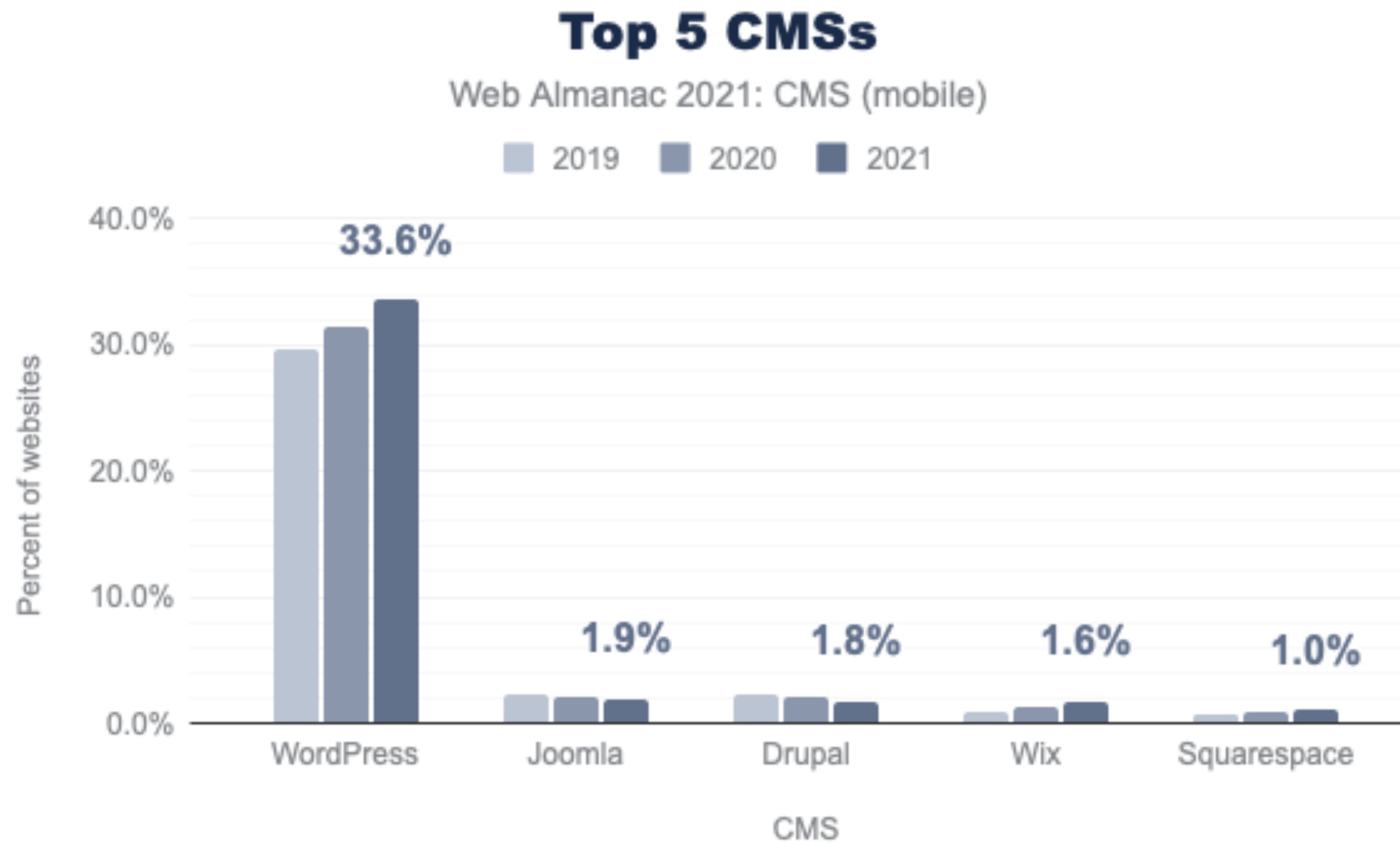
THE CMS MARKET IS GROWING



Show description of Figure 16.4

Figure 16.4. CMS adoption by rank.

THE CMS MARKET IS GROWING



Show description of Figure 16.6

Figure 16.6. Top 5 CMSs year-over-year.

THE BOOTSTRAP CASE



The Bootstrap Blog

News and announcements for all things [Bootstrap](#), including new releases, [Bootstrap Themes](#), and [Bootstrap Icons](#).

 [All posts](#)

 [Archive](#)

 [Videos](#)

 [Subscribe](#)

Given the size of the update and time since our last release, we're doing something different and shipping it as a beta first. Keep reading for details.

Why so long?

I want to start by acknowledging the time it's taken to ship a new release. As an open source maintainer, I'm constantly worried about not doing or being good enough of a developer for my projects. Pair that with a distributed team all working through this pandemic and me having a heart attack, we've all needed some down time. I managed to put together a [Bootstrap Icons release](#) with what energy I had before needing another break. The rest of the team has also needed some well deserved down time.

I ask that you all **please take some time to send some appreciation and support to your favorite open source maintainers**. Everyone could use a little more love in this work.

All that said, we're shipping v5.2.0-beta1 first since it's been so long—we'd love your help testing things out. We'll follow up with a stable release as soon as possible.

Okay, now onto the good parts!

Redesigned docs

Another release, another docs refresh! From the get go, you'll notice our Bootstrap Purple™ is much more vibrant now, making everything feel brand new. We've rewritten our entire homepage to better show off all the awesome features of Bootstrap.

EXTREMELY BLOATED

CASSIOPEIA

You are here: Home

Home

Main Menu

[Home](#)

Login Form

Username

Password

Remember Me

[Log in](#)

[Forgot your password?](#)

[Forgot your username?](#)

The screenshot shows the Chrome DevTools Coverage tool. The top panel displays a file tree with 'template.min.css' selected. A search for '.h1' shows 4 matches. The bottom panel shows a table of resources with their coverage statistics.

URL	Type	Total Bytes	Unused Bytes	Usage Visualization
http://localh... /template.min.css?4cd683b64fd2801423b825e2222c654f	CSS	204 167	194 245 95.1%	
h../joomla-fontawesome.min.css?4cd683b64fd2801423b825e2222c654f	CSS	75 886	75 263 99.2%	
http://localhost/brussels1/media/templates/.../joomla-alert.min.css?0.2.0	CSS	6 074	6 016 99%	
http://loca.../core.min.js?17121a112ecec3d656efe5c5f493429c9acf2179	JS...	7 344	5 248 71.5%	
htt.../messages.min.js?7425e8d1cb9e4f061d5e30271d6d99b085344117	JS...	5 419	5 002 92.3%	
http://localhost/brussels1/media/vendor/joomla-custo.../joomla-alert.css	CSS	4 536	4 536 100%	
h./passwordview.min.js?bae2911b22f836c780af199d956a1b22c8604694	JS...	949	619 65.2%	
http://localhos... /template.min.js?4cd683b64fd2801423b825e2222c654f	JS...	836	189 22.6%	
http://.../keepalive.min.js?20ace83a13886af1b0b5f58386fd8adf33f586a3	JS...	577	38 6.6%	
http://.../colors_standard.min.css?4cd683b64fd2801423b825e2222c654f	CSS	106	0 0%	
http://localhost/brussels1/	CSS	197	0 0%	

WRONGLY USED

Pull Request for Issue [#37645](#) replaces PR [#37708](#)

Summary of Changes

The Privacy Consent decision is placed inline. It saves space and has a better usability

Testing Instructions

Turn on the Privacy consent plugin

Turn on the Terms of Service plugin

Apply Patch and see if the radio buttons on the registration page and on the profile edit page display correct

Actual result BEFORE applying this Pull Request



Website Privacy

My Privacy

[Privacy Policy](#) *

I agree

No

WRONGLY USED

Search docs...

Ctrl + /

```
<input class="form-check-input" type="radio" name="exampleRadios" id="exampleRadios3" va  
<label class="form-check-label" for="exampleRadios3">
```

Bootstrap v5.1 ▾

› Getting started

› Customize

› Layout

› Content

✓ Forms

Overview

Form control

Select

Checks & radios

Range

Input group

Floating labels

Layout

Validation

› Components

› Helpers

› Utilities

› Extend

› About

Migration

```
Disabled radio  
</label>  
</div>
```

Inline

Group checkboxes or radios on the same horizontal row by adding `.form-check-inline` to any `.form-check`.

1 2 3 (disabled)

```
<div class="form-check form-check-inline">  
  <input class="form-check-input" type="checkbox" id="inlineCheckbox1" value="option1">  
  <label class="form-check-label" for="inlineCheckbox1">1</label>  
</div>  
<div class="form-check form-check-inline">  
  <input class="form-check-input" type="checkbox" id="inlineCheckbox2" value="option2">  
  <label class="form-check-label" for="inlineCheckbox2">2</label>  
</div>  
<div class="form-check form-check-inline">  
  <input class="form-check-input" type="checkbox" id="inlineCheckbox3" value="option3" dis  
  <label class="form-check-label" for="inlineCheckbox3">3 (disabled)</label>  
</div>
```

Copy

1 2 3 (disabled)

Copy

On this page

Approach

Checks

Indeterminate

Disabled

Radios

Disabled

Switches

Default (stacked)

Inline

Without labels

Toggle buttons

Checkbox toggle buttons

Radio toggle buttons

Outlined styles

Sass

Variables

WRONGLY USED

Conversation 13 Commits 5 Checks 0 Files changed 1 +11 -0

Changes from all commits File filter Conversations Jump to 0 / 1 files viewed Review changes

11 build/media_source/templates/site/cassiopeia/scss/blocks/_form.scss

```
@@ -136,3 +136,14 @@ fieldset {
136 .com-users-login__options {
137     margin-top: $cassiopeia-grid-gutter*2;
138 }
139 +
140 + .com-users-profile__edit,
141 + .com-users-registration {
142 +     #jform_privacyconsent_privacy,
143 +     #jform_terms_terms {
144 +         .radio {
145 +             display: inline-flex;
146 +             gap: 1rem;
147 +         }
148 +     }
149 + }
```

B/C BREAKS PRONE

Can I use

gap

? Settings

16 results found

Caniuse (2) MDN (14)

gap property for Flexbox - WD

Usage % of all users
Global 88.95%

☆ `gap` for flexbox containers to create gaps/gutters between flex items

Current aligned Usage relative Date relative Filtered All

IE	Edge	Firefox	Chrome	Safari	Opera	Chrome for Android	Firefox for Android	UC Browser for Android	Samsung Internet	QQ Browser	Baidu Browser	KaiOS Browser
	12-83	2-62	4-83	3.1-14					4-13.0			
6-10	84-100	63-99	84-100	14.1-15.3	2.1				14.0-15.0			
11	101	100	101	15.4		101	100	12.12	16.0	10.4	7.12	2.5
		101-102	102-104	TP								

Safari 14.1 - 15.3

Support info: Supported

Browser versions: Released Apr 26, 2021 - Dec 13, 2021

Total usage: Global: 0.98%

[Test on Safari 14.1 - 15.3](#)

BOOTSTRAP WILL HAVE THE FATE OF JQUERY

The screenshot shows the Open UI website. The top navigation bar includes the Open UI logo and links to GitHub and Discord. The left sidebar contains a navigation menu with sections: Home, Documentation (Adding a design system, Charter, Creating a proposal, Getting Involved, Glossary, Roles, Working Mode), Overview (Component Name Matrix), Proposals (Breadcrumb, Checkbox, File, Popup API, Popup Element Spec Proposal, Select, focusgroup), and Research (Alert, Avatar). The main content area features a message box, a title 'The missing industry standard definition of UI', a section header 'Web platform', and several paragraphs of text discussing the project's goals and scope.

Open UI [GitHub](#) [Discord](#)

Home

Documentation

- Adding a design system
- Charter
- Creating a proposal
- Getting Involved
- Glossary
- Roles
- Working Mode

Overview

- Component Name Matrix

Proposals

- Breadcrumb (Editor's Draft)
- Checkbox (Editor's Draft)
- File (Editor's Draft)
- Popup API (Explainer)
- Popup Element Spec Proposal (Abandoned)
- Select (Editor's Draft)
- focusgroup (Explainer)

Research

- Alert
- Avatar

This project is in its infancy. Expect rapid iteration and high-flux while we flesh out the mission and process.

Thanks!

The missing industry standard definition of UI

Web platform

The purpose of Open UI to the web platform is to allow web developers to style and extend built-in web UI controls, such as `<select>` dropdowns, checkboxes, radio buttons, and date/color pickers.

To do that, we'll need to fully specify the component parts, states, and behaviors of the built-in controls, as well as necessary accessibility requirements, and provide test suites to ensure compatibility. We'll also implement polyfills for our extensible web UI controls.

Today, component frameworks and design systems reinvent common web UI controls to give designers full control over their appearance and behavior. We hope to make it unnecessary to reinvent built-in UI controls, but for those who choose to do so, we expect that these design systems will benefit from Open UI's specifications and test suites.

Long term, we hope that Open UI will establish a standard process for developing high-quality UI controls suitable for addition to the web platform.

For complete outline of goals and process view our [full charter](#).

Out of scope

We do not intend to standardize the default appearance for built-in web UI controls, leaving this up to each browser to decide. (We do intend to standardize the "reset" `appearance: none` appearance for these controls.)

Other platforms

BOOTSTRAP WILL HAVE THE FATE OF JQUERY



Tweet



Nicole Sullivan

@stubbornella



Replying to [@dalmaer](#)

We're shipping so much cool stuff this year! Plans are really coming together. CQ, nesting, scope, :has/parent selector, cascade layers, and subgrid. And with luck the APIs needed for tabs, toggle, accordion, nav, treeview, popup, alert, tooltip, selectmenu, and carousel.

9:05 PM · May 6, 2022 · Twitter for iPhone

1 Retweet **2** Quote Tweets **30** Likes



BOOTSTRAP WILL HAVE THE FATE OF JQUERY

:has() CSS relational pseudo-class

Only select elements containing specified content. For example, `a:has(>img)` selects all `<a>` elements that contain an `` child.

Usage % of all users
Global 6.39%

Current aligned Usage relative Date relative Filtered All

IE	Edge	Firefox	Chrome	Safari	Opera	Safari on iOS	Opera Mini	Android Browser	Opera Mobile	Chrome for Android	Firefox for Android	UC Browser for Android	Samsung Internet	QQ Browser	Baidu Browser	KaiOS Browser
6-10	12-100	2-99	4-100	3.1-15.3	10-85	3.2-15.3		2.1-4.4.4	12-12.1				4-15.0			
11	101	100	101	15.4	86	15.4	all	101	64	101	100	12.12	16.0	10.4	7.12	2.5
		101-102	102-104	TP	87											

:is() CSS pseudo-class

The `:is()` (formerly `:matches()`, formerly `:any()`) pseudo-class checks whether the element at its position in the outer selector matches any of the selectors in its selector list. It's useful syntactic sugar that allows you to avoid writing out all the combinations manually as separate selectors. The effect is similar to nesting in Sass and most other CSS preprocessors.

Current aligned Usage relative Date relative Filtered All

IE	Edge	Firefox	Chrome	Safari	Opera	Safari on iOS	Opera Mini	Android Browser	Opera Mobile	Chrome for Android	Firefox for Android
		2-76	4-71								
	12-87	77	72-87	3.1-13.1	10-73	3.2-13.7					
6-10	88-100	78-99	88-100	14-15.3	74-85	14-15.3		2.1-4.4.4	12-12.1		
11	101	100	101	15.4	86	15.4	all	101	64	101	100
		101-102	102-104	TP	87						

CSS selector: :where()

Current aligned Usage relative Date relative Filtered All

IE	Edge	Firefox	Chrome	Safari	Opera	Safari on iOS	Opera Mini	Android Browser	Opera Mobile	Chrome for Android	Firefox for Android
		2-76	4-71								
	12-87	77	72-87	3.1-13.1	10-73	3.2-13.7					
6-10	88-100	78-99	88-100	14-15.3	74-85	14-15.3		2.1-4.4.4	12-12.1		
11	101	100	101	15.4	86	15.4	all	101	64	101	100
		101-102	102-104	TP	87						

BOOTSTRAP WILL HAVE THE FATE OF JQUERY



Tweet



Nicole Sullivan

@stubbornella



Replying to [@dalmaer](#)

We're shipping so much cool stuff this year! Plans are really coming together. CQ, nesting, scope, :has/parent selector, cascade layers, and subgrid. And with luck the APIs needed for tabs, toggle, accordion, nav, treeview, popup, alert, tooltip, selectmenu, and carousel.

9:05 PM · May 6, 2022 · Twitter for iPhone

1 Retweet **2** Quote Tweets **30** Likes




LAYOUTS AREN'T GREAT

- components
 - com_actionlogs
 - forms
 - services
 - src
 - tpl
 - actionlogs
 - default.php
 - default.xml
 - actionlogs.xml
 - config.xml

- modules
 - mod_articles_archive
 - src
 - tpl
 - default.php
 - mod_articles_archive.php
 - mod_articles_archive.xml

- layouts
 - chromes
 - joomla
 - libraries
 - plugins
 - index.html

LAYOUTS AREN'T GREAT




Twig

The flexible, fast, and secure template engine for PHP

ABOUT

DOCS

DEV

a  Symfony Project

Twig is a modern template engine for PHP

- **Fast:** Twig *compiles* templates down to plain optimized PHP code. The overhead compared to regular PHP code was reduced to the very minimum.
- **Secure:** Twig has a *sandbox* mode to evaluate untrusted template code. This allows Twig to be used as a template language for applications where users may modify the template design.
- **Flexible:** Twig is powered by a flexible *lexer* and *parser*. This allows the developer to define its own custom tags and filters, and create its own DSL.

LEARN MORE →

CERTIFICATION →

INSTALL NOW ↓

What makes Twig better than PHP as a template engine?

LAYOUTS AREN'T GREAT

Usage

Create a Blade instance by passing it the folder(s) where your view files are located, and a cache folder. Render a template by calling the `make` method. More information about the Blade templating engine can be found on <http://laravel.com/docs/5.8/blade>.

```
use Jenssegers\Blade\Blade;

$blade = new Blade('views', 'cache');

echo $blade->make('homepage', ['name' => 'John Doe'])->render();
```



Alternatively you can use the shorthand method `render`:

```
echo $blade->render('homepage', ['name' => 'John Doe']);
```

You can also extend Blade using the `directive()` function:

```
$blade->directive('datetime', function ($expression) {
    return "<?php echo with({$expression})->format('F d, Y g:i a'); ?>";
});
```

Which allows you to use the following in your blade template:

```
Current date: @datetime($date)
```

LAYOUTS AREN'T GREAT

Articles 4.1.2 3 Post Installation Messages tpl User Menu

+ New **... Actions** **Options** **Help**

Search **Filter Options** ID descending 20

Joomla! **Articles: Edit** 4.1.2 tpl

Save **Save & Close** **Close** **Versions** **Preview** **Accessibility Check** **Help**

Title * Alias
The Alias will be used as part of the URL.

Content Images and Links Options The Author Publishing Configure Edit Screen Permissions

About 5.020.000 results (0,45 seconds)

This search may be relevant to recent activity:

[Your Search activity](#)

[Feedback](#)

[spa vs mpa vs pwa](#)

MPAs require each page to be secured so it takes more effort and time to maintain security. SPAs, however, can make secure endpoints faster but they are not necessarily safer. SPAs run on JavaScript which makes them more prone to hacker attacks because it does not compile data for security. 30 Jun 2021

<https://applandeo.com> › [blog](#) › [single-page-applications-v...](#) ⋮

Single-Page App (SPA) vs Multi-Page App (MPA) - Applandeo

[?](#) About featured snippets • [Feedback](#)

People also ask ⋮

What is SPA and MPA? [▼](#)

Is Amazon SPA or MPA? [▼](#)

Is next JS SPA or MPA? [▼](#)

What is the difference between SPA and SSR? [▼](#)

[Feedback](#)

This session is

NOT A

“

**REWRITE
AGAIN
JOOMLA**

”

FUCK

A photograph of a person's hands holding a small, white, fluffy dog in a bathroom stall. The person is wearing a black long-sleeved shirt and black pants. The dog is sitting on the person's hands. The background is a plain, light-colored wall. The word "FUCK" is overlaid in large, white, bold, sans-serif capital letters on the left side of the image. A black rectangular redaction box is visible at the top left of the image.

PNWA

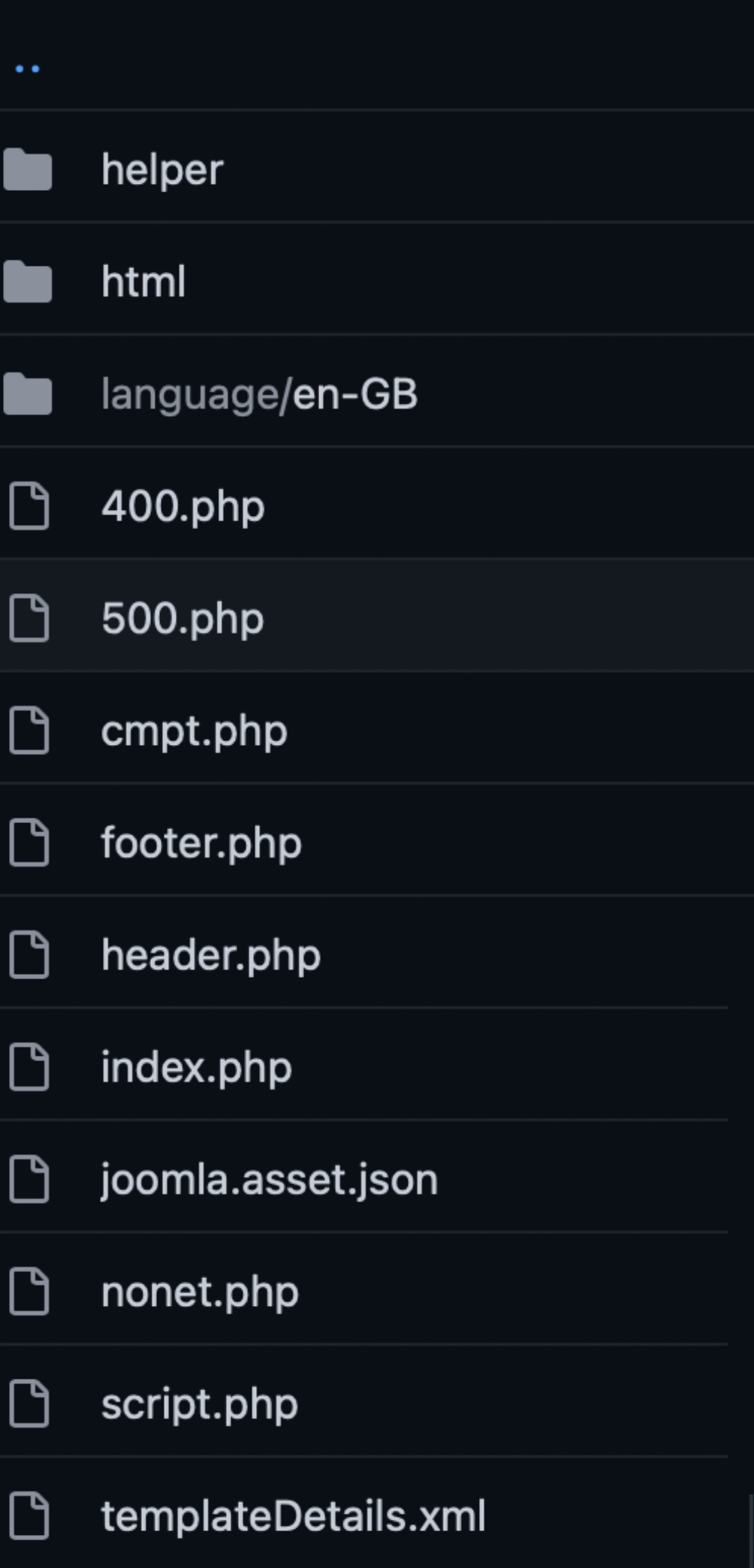
SPA/PWA

Hi, I'm Sloth by dGrammatiko

Aenean ornare velit lacus, ac varius enim ullamcorper eu. Proin aliquam facilisis ante interdum congue. Integer mollis, nisl amet convallis, porttitor magna ullamcorper, amet egestas mauris. Ut magna finibus nisi nec lacinia. Nam maximus erat id euismod egestas. Pellentesque sapien ac quam. Lorem ipsum dolor sit nullam.

Hi, I'm Sloth by dGrammatiko





```
43
44 echo
45 '<!doctype html>',
46 '<html xml:lang="en">',
47     '<head>',
48         $metas,
49         $styles,
50         $scripts,
51     '</head>',
52     '<body>',
53         $header,
54         '<main>',
55             '<div class="wrapper">';
```


```
20
21 echo $component . '<script>' .
22     'document.title="' . $title . '";'.
23     /**
24      * The following line is totally useless as the description is only used by machines/bots...
25      * It was added only to showcase the ability to update any of the head tags
26      */
27     'document.head.querySelector(\'[name="description"]\').setAttribute("content", "' . $description . '");'.
28     '</script>';
```

```
11
12 echo
13     '</div>',
14     '</main>',
15     $this->getBuffer('modules', 'footer', []),
16     '</body>',
17     '</html>';
```


```
87
90 self.addEventListener('fetch', event => {
91     const url = new URL(event.request.url);
92     if (/iPhone|CriOS|iPad/i.test(navigator.userAgent)) {
93         // iOS seems to have issues.
94         return;
95     }
96     if (url.origin === location.origin) {
97         if (event.clientId === "" && // Not fetched via AJAX after page load.
98             event.request.method === "GET" && // Don't fetch on POST, DELETE, etc.
99             !url.href.includes('tmpl=cmp') && // Parameter representing "internal" navigation.
100             !url.href.includes('.css') && // Don't run on CSS.
101             !url.href.includes('.js') && // Don't run on JS.
102             !url.href.includes('/administrator') && // Don't fetch for administrate dashboard.
103             !url.href.includes('/api/') && // Don't run on API endpoints.
104             !url.href.includes('/feed') && // Skip the RSS feed
105             !url.href.includes('/rss') && // Skip the RSS feed alternative path
106             !url.href.includes('/robots.txt') && // Skip robots for web crawlers
107             !url.href.includes('/?tmpl=header') && // Don't fetch for shell.
108             !url.href.includes('/?tmpl=footer') && // Don't fetch for shell.
109
110             caches.match('/?tmpl=header') && // Ensure header is in the cache.
111             caches.match('/?tmpl=footer')) { // Ensure footer is in the cache.
112         event.respondWith(createPageStream(event.request)); // Respond with the stream
113
114         return;
115     }
116 }
117 });
```

BUT WHY?

#Google 

Google 

Bringing page
transitions to the web



HOW DOES IT WORK

```
async function spaNavigate(data) {  
  // Fallback  
  if (!document.createDocumentTransition) {  
    await updateTheDOMSomehow(data);  
    return;  
  }  
  
  // With a transition  
  const transition = document.createDocumentTransition();  
  await transition.start(async () => {  
    // Once this callback has called, the browser has captured the page similar to a screenshot.  
    // This screenshot is now being displayed rather than the real DOM.  
    // Any animated content on the page (e.g. CSS animations, videos, GIFs) will now appear frozen.  
    await updateTheDOMSomehow();  
    // The DOM has now updated, but the user is still looking at the captured state.  
    // Once this async function returns, the transition will begin.  
  });  
  // The transition is now complete, and the captured state is removed to reveal  
  // the real DOM underneath.  
}
```

