

# Joomla Workflows

Make Joomla work  
the same way that  
you work!


**BRIAN TEEMAN - JOOMLADAY FR - MAY 2022**





**Don't Be  
Scared**

# Joomla Heroes



# Writer



## Superpower

- Research
- Reporting
- Writing

## Steps

- Write Article
- Send to Artists

## Superpower

- Design
- Photography
- Photoshop

## Steps

- Create Graphics
- Send to Checker

# Artists



# Checker



## Superpower

- Spelling
- Grammar
- Accessibility
- Fact Check

## Steps

- Make Corrections
- Send to Editors

## **Superpower**

- Decisions
- Concepts
- Management

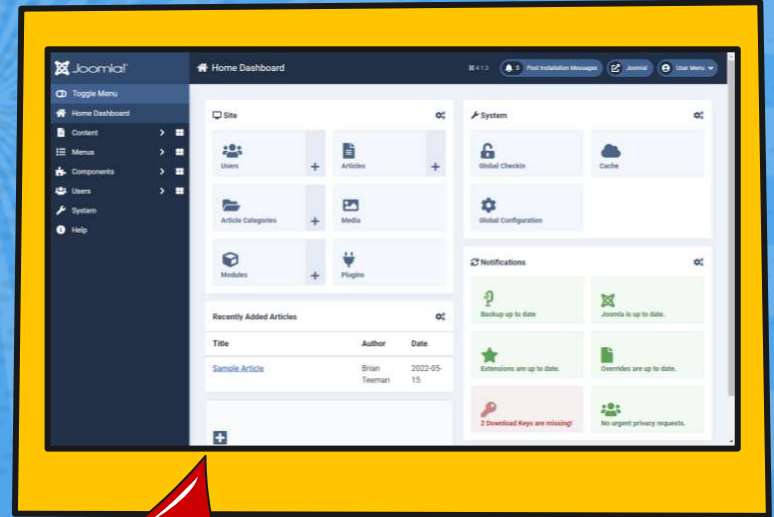
## **Steps**

- Publish
- Send back to Journalist
- Reject

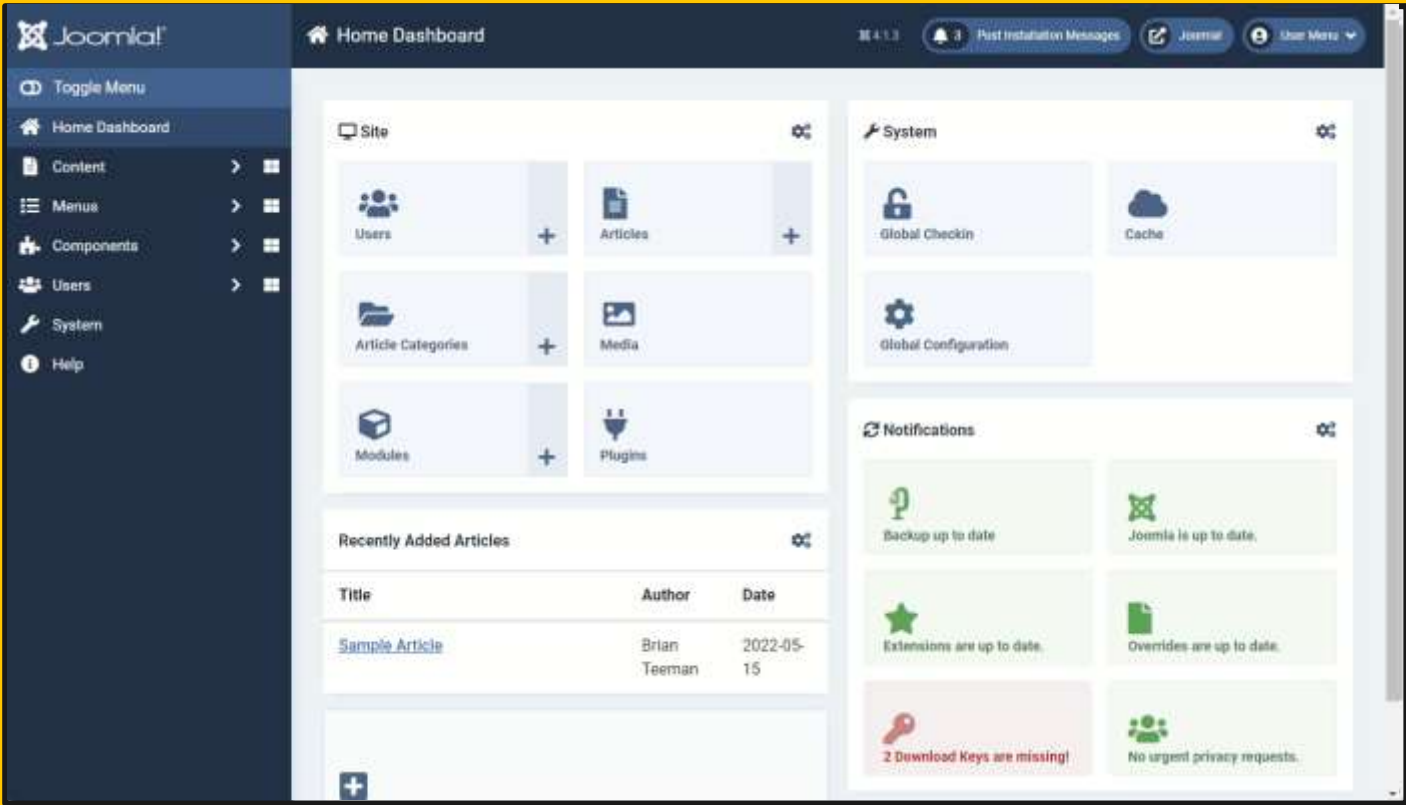
# **Editor**



# Let's DO it!







The screenshot shows the Joomla! Home Dashboard interface. On the left is a dark sidebar with a menu containing: Toggle Menu, Home Dashboard, Content, Menus, Components, Users, System, and Help. The main content area is titled "Home Dashboard" and includes a top navigation bar with "Joomla! 4.1.3", "Post Installation Messages", "Joomla!", and "User Menu".

The dashboard is divided into several sections:

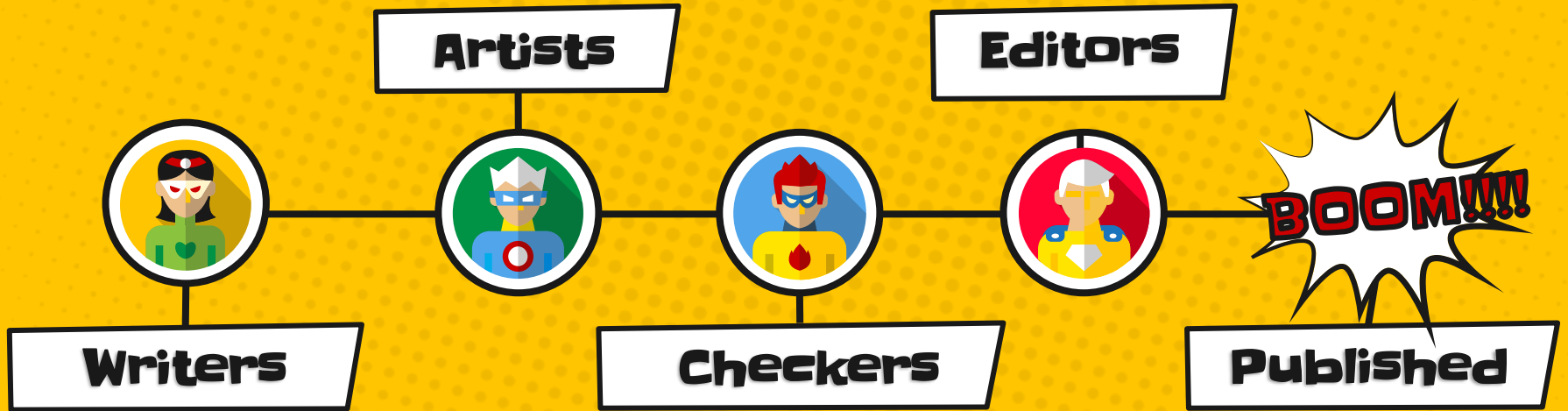
- Site:** A grid of six tiles with plus signs: Users, Articles, Article Categories, Media, Modules, and Plugins.
- System:** Three tiles: Global Checkin, Cache, and Global Configuration.
- Notifications:** A grid of six tiles: Backup up to date, Joomla! is up to date, Extensions are up to date, Overrides are up to date, 2 Download Keys are missing!, and No urgent privacy requests.
- Recently Added Articles:** A table with columns for Title, Author, and Date.

Title	Author	Date
<a href="#">Sample Article</a>	Brian Teeman	2022-05-15

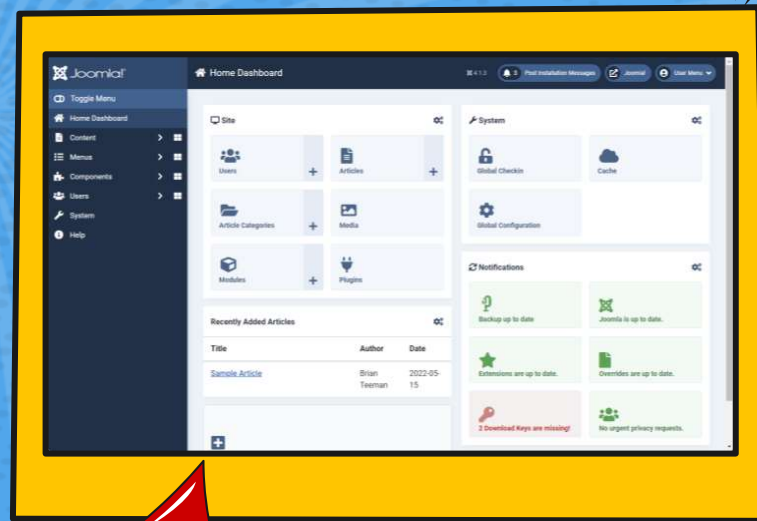
**01**  
**Workflow**

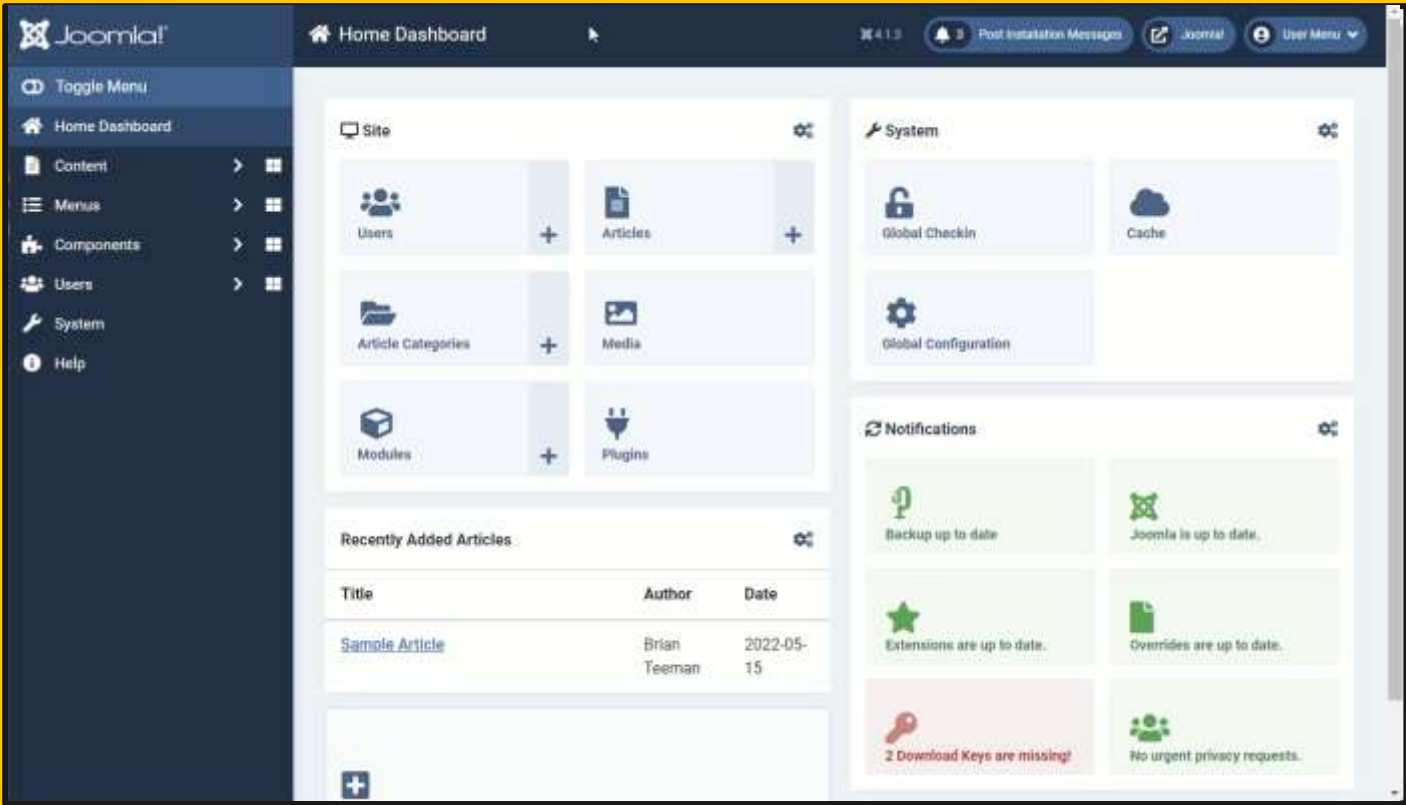


# Workflow



# Workflow





The screenshot displays the Joomla! Home Dashboard interface. At the top left, the Joomla! logo and version number 4.1.3 are visible. The top right corner contains a notification bell icon with '3 Post Installation Messages', a Joomla! logo, and a user menu dropdown labeled 'User Menu'. A dark sidebar on the left provides navigation options: Toggle Menu, Home Dashboard, Content, Menus, Components, Users, System, and Help. The main dashboard area is titled 'Home Dashboard' and is divided into several sections. The 'Site' section features a grid of six cards: Users, Articles, Article Categories, Media, Modules, and Plugins, each with a plus sign for expansion. The 'System' section includes Global Checkin, Cache, and Global Configuration. The 'Notifications' section displays six status messages: Backup up to date, Joomla is up to date, Extensions are up to date, Overrides are up to date, 2 Download Keys are missing!, and No urgent privacy requests. Below the Site section, a 'Recently Added Articles' table lists one article: 'Sample Article' by Brian Teeman, dated 2022-05-15. A plus sign icon is located at the bottom left of the dashboard area.

**Site**

- Users +
- Articles +
- Article Categories +
- Media
- Modules +
- Plugins

**System**

- Global Checkin
- Cache
- Global Configuration

**Notifications**

- Backup up to date
- Joomla is up to date.
- Extensions are up to date.
- Overrides are up to date.
- 2 Download Keys are missing!
- No urgent privacy requests.

**Recently Added Articles**

Title	Author	Date
<a href="#">Sample Article</a>	Brian Teeman	2022-05-15

# Stages

Where you are.

# Transitions

What happens.



# 02 Stages

Where you are.





## Journalist

- Write Article
- Send to Artists

## Artists

- Create Graphics
- Send to Checker

## Checker

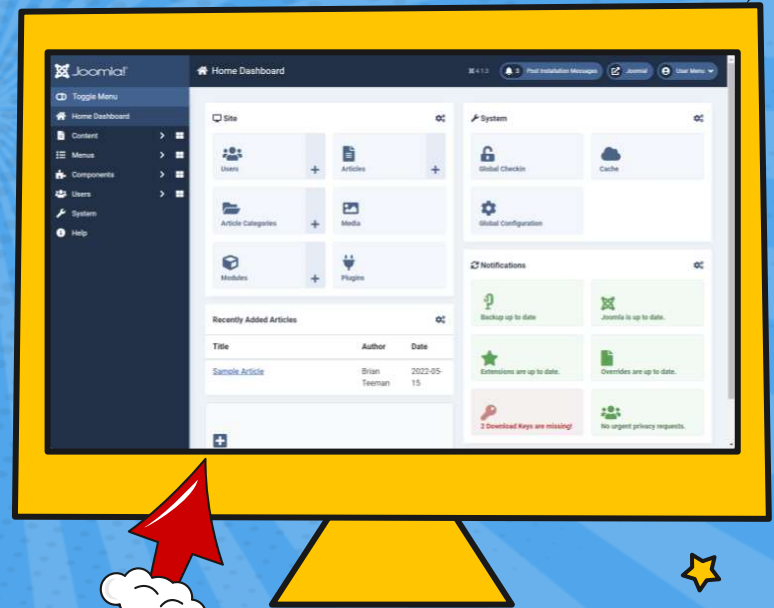
- Make Corrections
- Send to Editors

## Editor

- Publish
- Send back to Journalist
- Reject



# Stages



**Joomla!** Home Dashboard

**Site**

- Users
- Articles
- Article Categories
- Media
- Modules
- Plugins

**System**

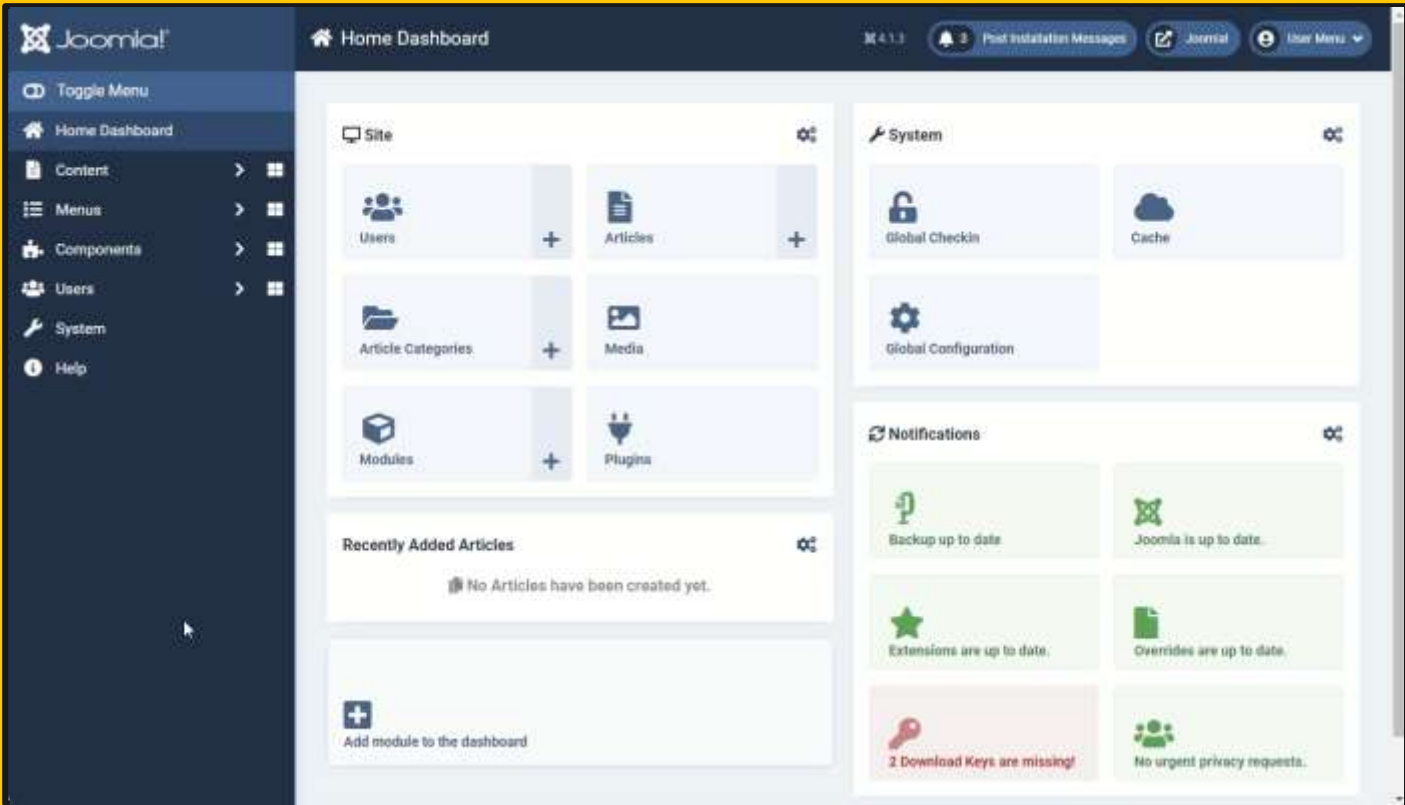
- Global Checkin
- Cache
- Global Configuration

**Recently Added Articles**

Title	Author	Date
Sample Article	Brian Teeman	2022-05-15

**Notifications**

- Backup up to date
- Joomla is up to date
- Extensions are up to date
- Overrides are up to date
- 2 Download Keys are missing
- No urgent privacy requests



The screenshot displays the Joomla! Home Dashboard interface. On the left is a dark sidebar menu with the Joomla! logo at the top, followed by 'Toggle Menu', 'Home Dashboard', and a list of categories: 'Content', 'Menus', 'Components', 'Users', 'System', and 'Help'. The main content area is titled 'Home Dashboard' and shows version '4.1.3'. It features several widgets: a 'Site' widget with 'Users', 'Articles', 'Article Categories', 'Media', 'Modules', and 'Plugins' sections; a 'System' widget with 'Global Checkin', 'Cache', and 'Global Configuration' sections; a 'Recently Added Articles' section with a message 'No Articles have been created yet.'; and a 'Notifications' section with six items: 'Backup up to date', 'Joomla is up to date.', 'Extensions are up to date.', 'Overrides are up to date.', '2 Download Keys are missing!', and 'No urgent privacy requests.'. A '+ Add module to the dashboard' button is located at the bottom left of the main area.



# 03 Transitions

What happens.



## **Stage**

Change the stage

## **Status**

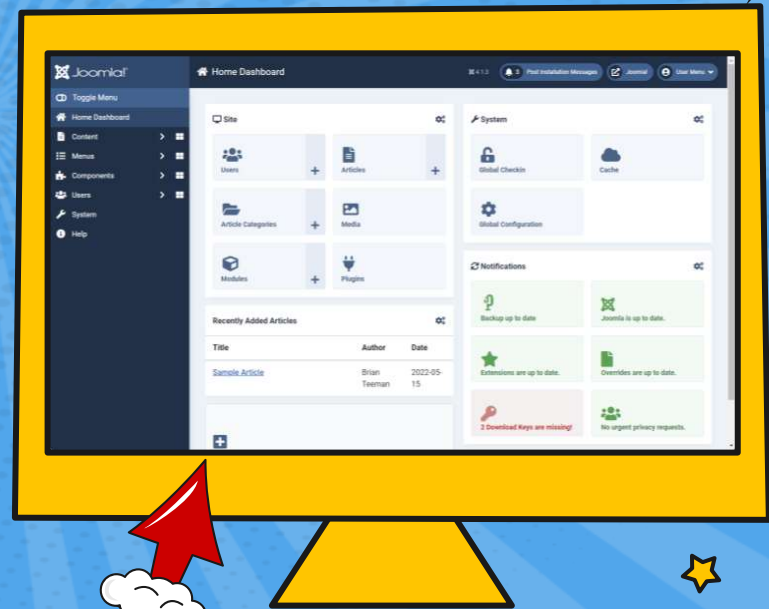
Change the status

## **Notification**

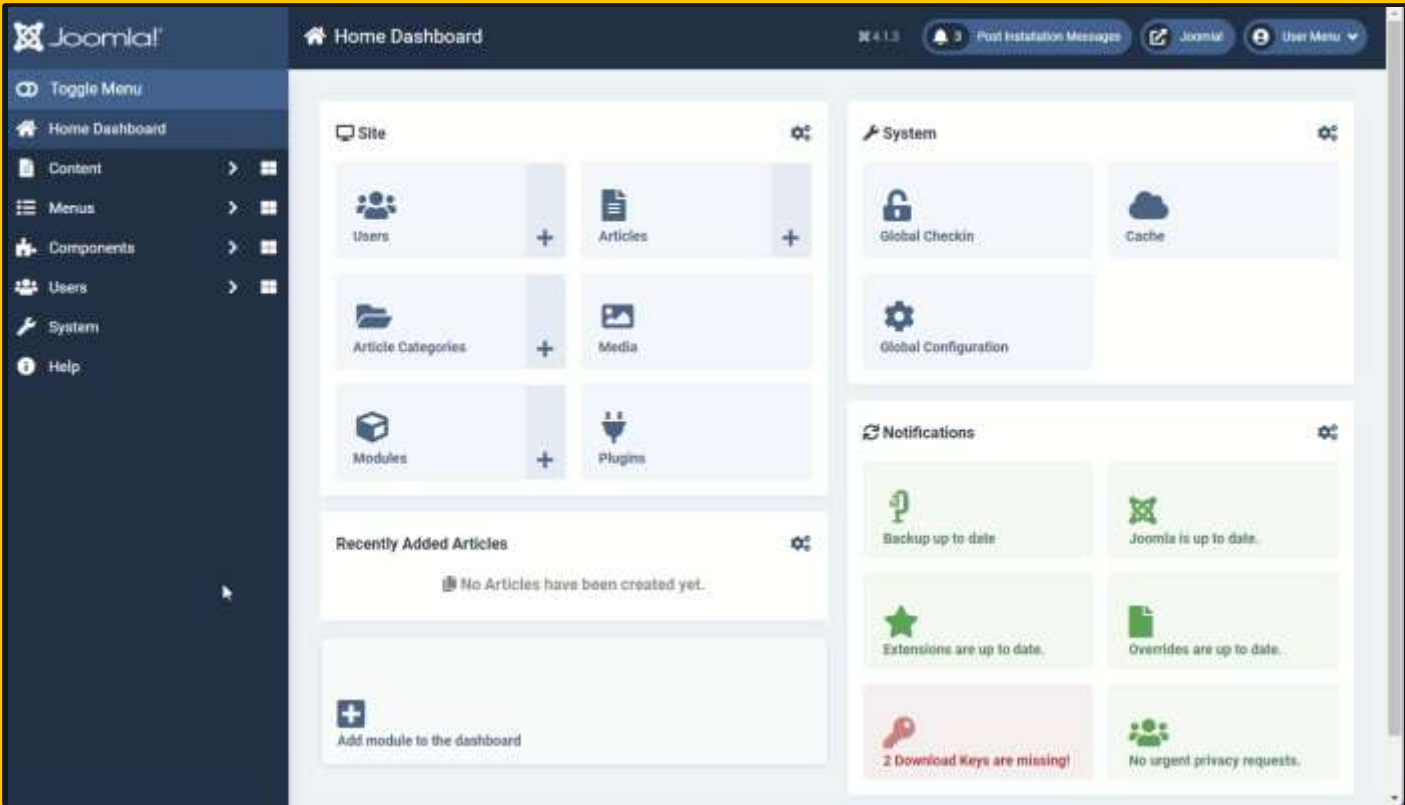
Notify the team



# Change Stage



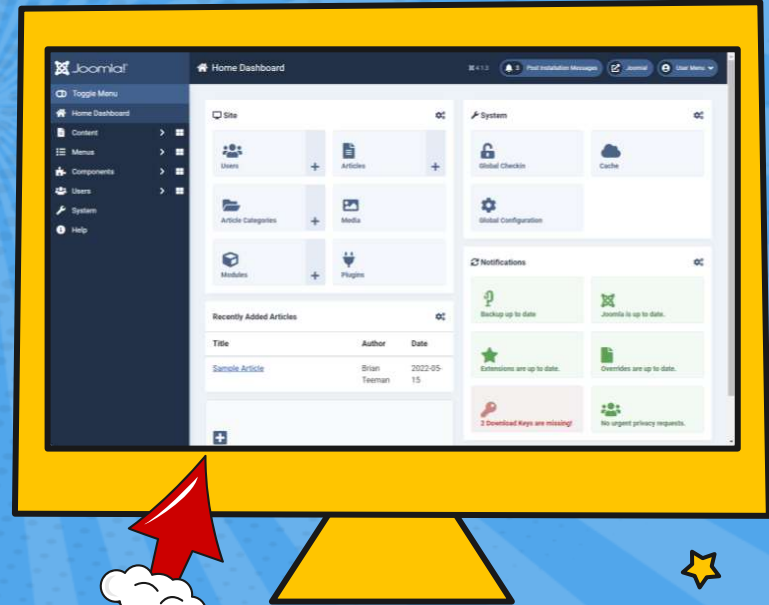
Recently Added Articles		
Title	Author	Date
Sample Article	Brian Teeman	2022-05-15



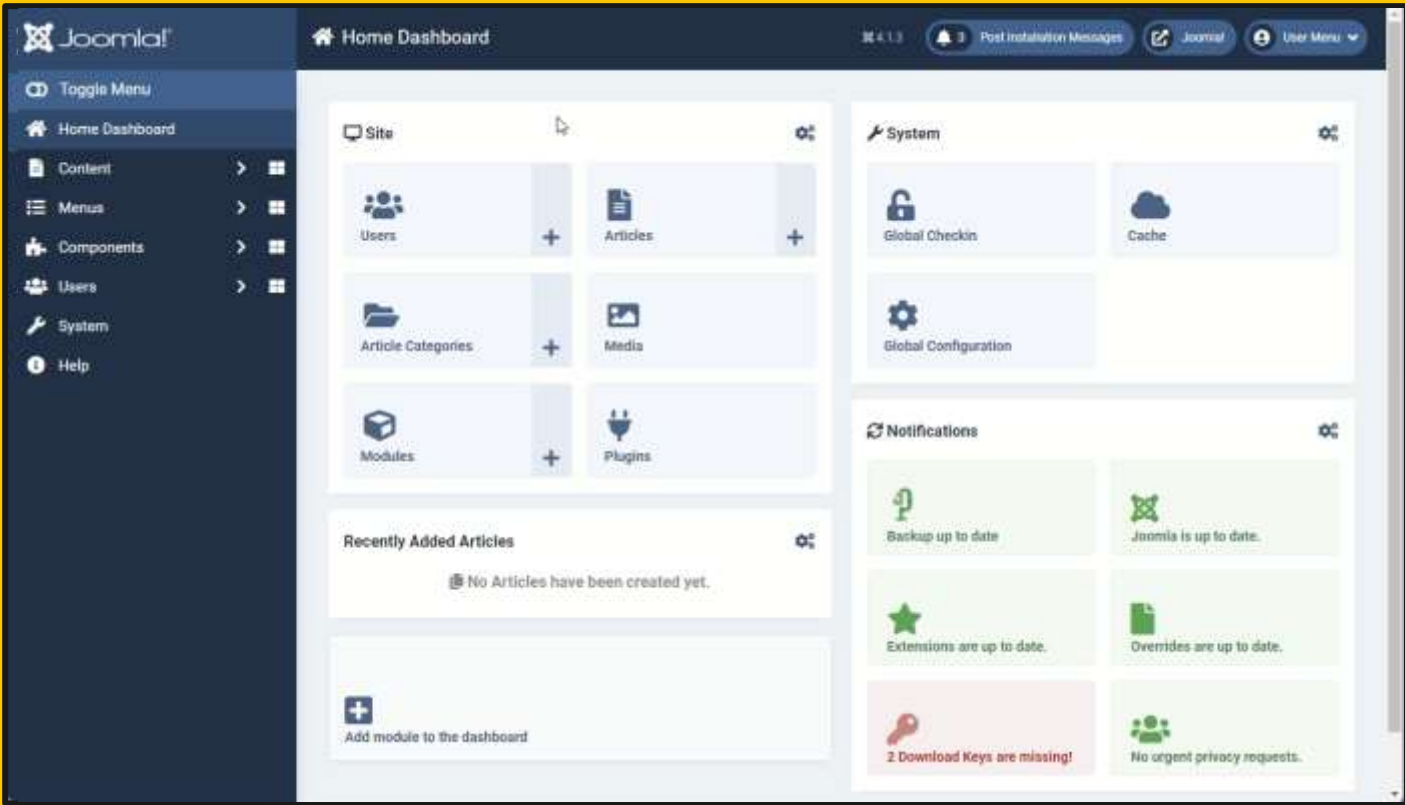
The screenshot displays the Joomla! Home Dashboard interface. On the left is a dark sidebar with a menu containing: Toggle Menu, Home Dashboard, Content, Menus, Components, Users, System, and Help. The main content area is titled "Home Dashboard" and includes a top navigation bar with the Joomla! logo, version "4.1.3", a notification bell icon with "3", "Post Installation Messages", a Joomla! logo, and a "User Menu" dropdown. The dashboard is divided into several sections: "Site" (Users, Articles, Article Categories, Media, Modules, Plugins), "System" (Global Checking, Cache, Global Configuration), "Recently Added Articles" (No Articles have been created yet), and "Notifications" (Backup up to date, Joomla! is up to date, Extensions are up to date, Overrides are up to date, 2 Download Keys are missing!, No urgent privacy requests). A "Add module to the dashboard" button is located at the bottom left of the main content area.



# Change Status



Recently Added Articles		
Title	Author	Date
Sample Article	Brian Teeman	2022-05-15

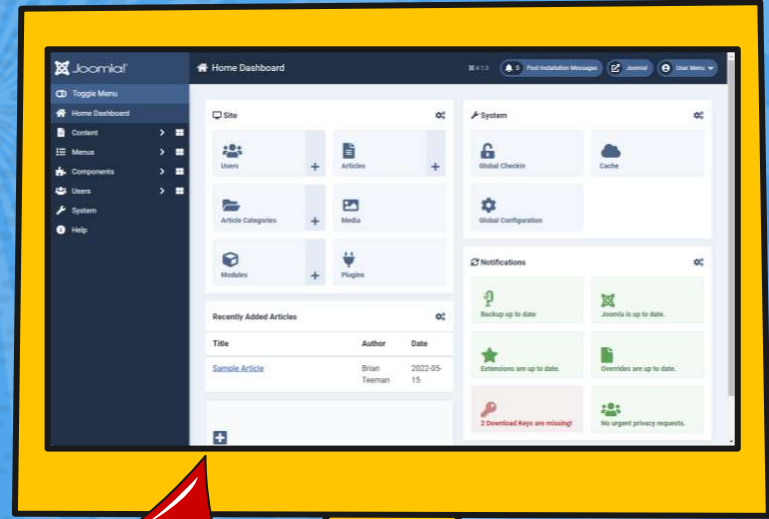


The screenshot displays the Joomla! Home Dashboard interface. On the left is a dark sidebar menu with the Joomla! logo at the top, followed by 'Toggle Menu', 'Home Dashboard', 'Content', 'Menus', 'Components', 'Users', 'System', and 'Help'. The main dashboard area is titled 'Home Dashboard' and shows version '3.4.1.3'. It features a top navigation bar with 'Post Installation Messages', 'Joomla!', and 'User Menu'. The dashboard is divided into several sections: 'Site' (Users, Articles, Article Categories, Media, Modules, Plugins), 'System' (Global Checkin, Cache, Global Configuration), 'Recently Added Articles' (No Articles have been created yet), and 'Notifications' (Backup up to date, Joomla! is up to date, Extensions are up to date, Overrides are up to date, 2 Download Keys are missing!, No urgent privacy requests). A '+ Add module to the dashboard' button is located at the bottom left of the main content area.

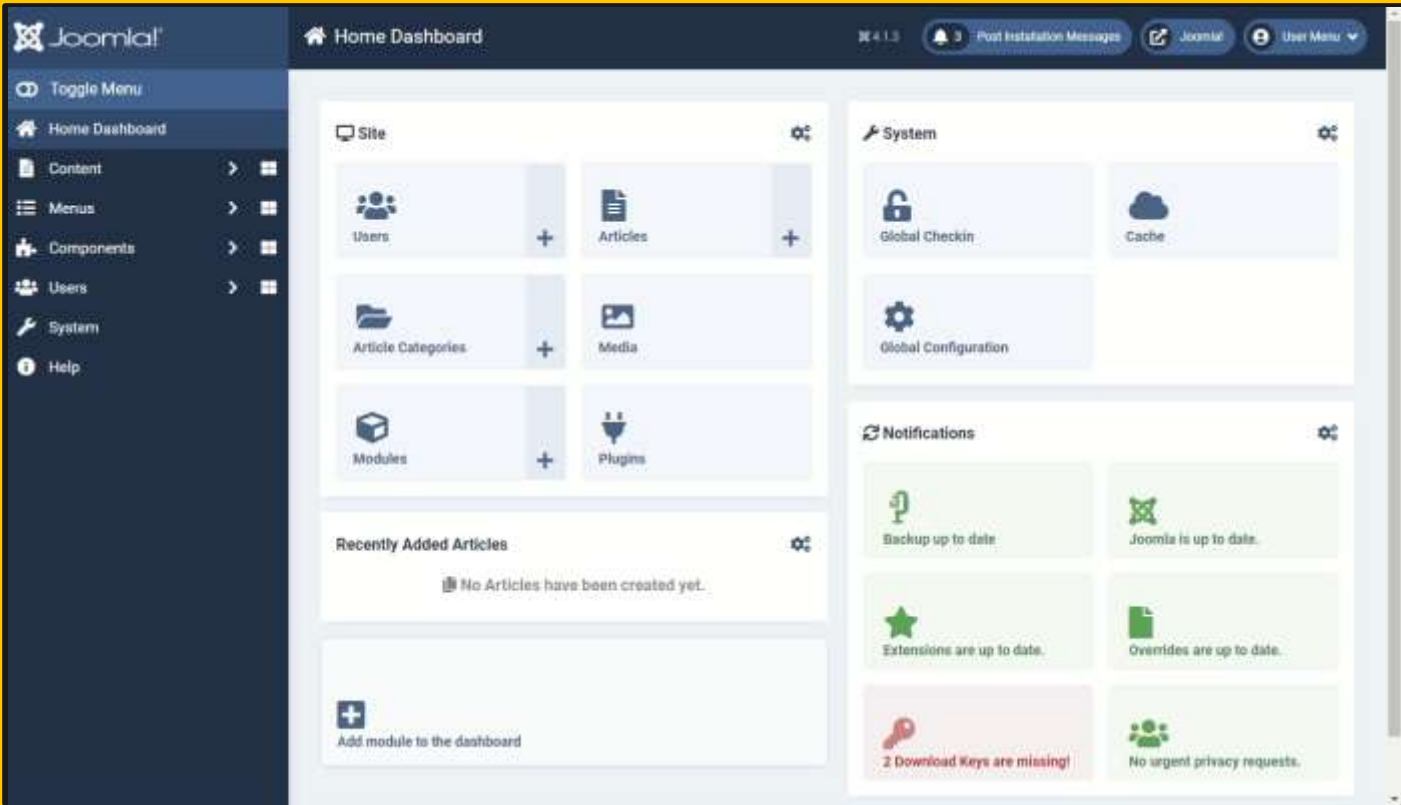




# Notifications



Title	Author	Date
Sample Article	Brian Teeman	2022-05-15

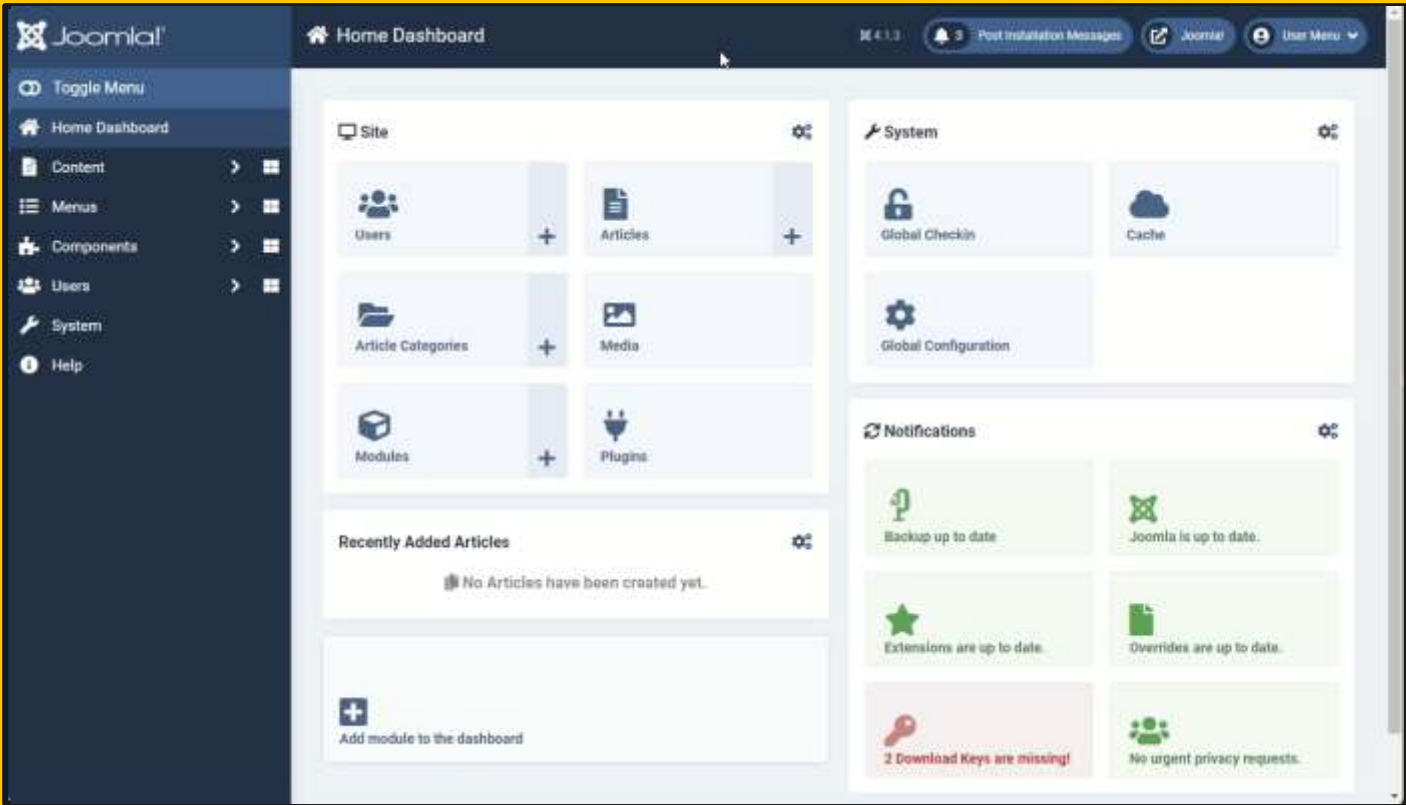


The image shows the Joomla! Home Dashboard interface. On the left is a dark sidebar with a menu: Toggle Menu, Home Dashboard, Content, Menus, Components, Users, System, and Help. The main content area is titled 'Home Dashboard' and features several widgets. The 'Site' widget contains a grid of icons for Users, Articles, Article Categories, Media, Modules, and Plugins, each with a plus sign. Below it is a 'Recently Added Articles' section with a message: 'No Articles have been created yet.' The 'System' widget includes Global Checking, Cache, and Global Configuration. The 'Notifications' widget displays six status boxes: Backup up to date, Joomla! is up to date, Extensions are up to date, Overrides are up to date, 2 Download Keys are missing!, and No urgent privacy requests. The top right of the dashboard shows the Joomla! version (4.1.3), notification count (3), and user menu options.



# Start to Finish





The screenshot displays the Joomla! Home Dashboard interface. At the top left, the Joomla! logo is visible. The main header includes the text "Home Dashboard" and the Joomla! version "4.1.3". On the right side of the header, there are notification icons for "Post Installation Messages", the Joomla! logo, and a "User Menu" dropdown.

The left sidebar contains a "Toggle Menu" button and a list of navigation items: "Home Dashboard", "Content", "Menus", "Components", "Users", "System", and "Help".

The main content area is divided into several sections:

- Site:** A grid of six tiles with plus signs, representing "Users", "Articles", "Article Categories", "Media", "Modules", and "Plugins".
- System:** A section containing three tiles: "Global Checkin", "Cache", and "Global Configuration".
- Notifications:** A section with six tiles providing status updates: "Backup up to date", "Joomla is up to date.", "Extensions are up to date.", "Overrides are up to date.", "2 Download Keys are missing!", and "No urgent privacy requests."
- Recently Added Articles:** A section with a message: "No Articles have been created yet."
- Footer:** A button labeled "Add module to the dashboard".



**OOPS!!**

# I Forgot a Few Things

- Unpublished when the editor sends it back
- Send notification
- Editor needs to delete
- Editor needs to undelete



The screenshot shows the Joomla! 4.1.3 administration interface for managing articles. The left sidebar contains a navigation menu with items such as Home Dashboard, Content, Articles, Categories, Featured Articles, Workflows, Fields, Field Groups, Media, Site Modules, Administrator Modules, Menus, Components, Users, System, and Help. The main content area is titled 'Articles' and includes a '+ New' button, an 'Actions' dropdown, and search and filter options. A table lists the following article:

Stage	Featured	Status	Title	Access	Author	Date Created	Hits	ID
Editor		✓	Cartoon Heaven Alias: cartoon-heaven Category: Uncategorised	Public	Brian Tennant	2022-05-16	0	11

# 04 Access Control

Who can do what.







**Unlimited  
Possibilities**

**BOOM!!!**

# Workflow Summary



## Workflow

Mercury is the smallest planet



## Stage

Venus is the second planet from the Sun



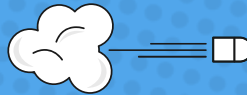
## Transition

Mars is actually a cold place



## State

Jupiter is the biggest planet



## Notification

Saturn is composed of hydrogen



## ACL

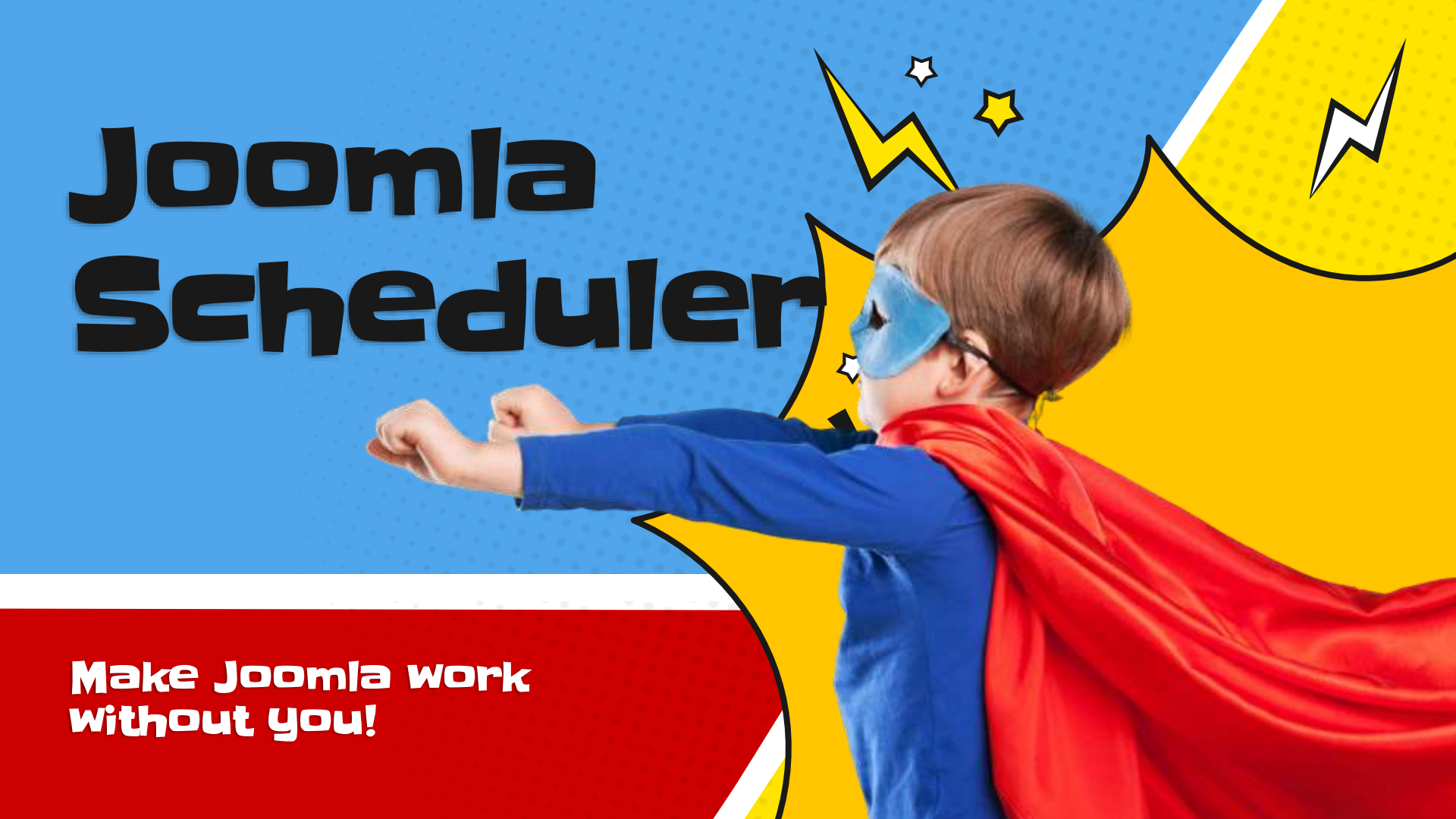
Neptune is very far from the Sun

# Joomla Workflows

A young boy and girl are dressed as superheroes. The boy is wearing a teal mask and a red cape over a teal shirt. The girl is wearing a red mask and a blue cape over a red shirt. They are both pointing their right arms forward. The background is a vibrant blue with a white dot pattern, featuring yellow lightning bolts and stars. A large yellow speech bubble shape is behind them. The bottom of the image has a red background with white text.

**Make Joomla work  
the same way that  
you work!**

# Joomla Scheduler



**Make Joomla work  
without you!**